

GENERAL CATALOG
Perimeter Guarding
Modular Systems

SAFETY STANDARDS

Fully compliant with International
Machine Safeguarding requirements

EN ISO 14120 / ANSI-RIA R15.06-2012 / OSHA

SATECH
Modular Machine Guards

Working environment **safety?** An important matter.

EU and international directives establish the obligation to protect machinery with fences complying with specific construction and safety distance requirements. **Without these Guards, it is not possible for machinery to operate.**

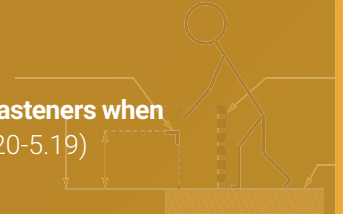
For example, perimeter Guarding must:

Be designed and built so as to prevent climbing (EN ISO 14120-5.18)

Ensure adequate viewing of production processes (EN ISO 14120-5.2.4)

Be equipped with retained fasteners when disassembled (EN ISO 14120-5.19)

Be placed at a specific distance from the danger zone (EN ISO 13857)



EN ISO 14120

General requirements for the design and construction of fixed and movable Guards - excerpts

5.2.5.3 - Operating force

Movable Guards or removable sections of Guards shall be designed to permit ease of operation. The observance of ergonomic principles (...) contributes to increasing safety by reducing stress and physical effort of the operator.

5.3.9 - Removal

Demountable fixed parts of Guards shall only be removable with the use of a tool. Fixed Guards shall be designed to prevent easy removal.

5.4.2 - Impact

Guards shall, as far as practicable, be designed and the material selected to withstand and contain reasonably foreseeable impacts and ejections.

5.23 - Appearance

Guards shall be designed so that they do not add adverse physiological and psychological effects.

5.16 - Noise reduction


Where necessary, materials shall be selected to provide noise and vibration reduction and (...) minimize effects of resonance which can transmit or amplify noise.

5.4.3 - Rigidity

(...) Guard frames (...) and infill materials shall be selected and arranged to provide a rigid and stable structure and to resist deformation.

5.9 - Machine viewing

Where viewing of machine operation is required through the Guard, materials shall be selected with suitable properties. If (...) wire mesh is used, this should be of adequate open area and suitable colour to permit viewing. Viewing will be enhanced if the perforate material is darker than the area observed.





The Modular Machine Guarding Solution **tailored to your need.**

Research, development, design, manufacturing, logistics and customer service: since 2000, Satech has been the **reference for industrial workplace safety.**

EN ISO 14120 - ANSI/RIA R15.06 Machine Guards Systems

Satech is the first Italian manufacturer of Modular Machine Guards Systems. A **modern international company** today, in its 20+ years of work it has contributed to the **safety** of thousands of automated machinery systems for the protection of millions of people worldwide.





SATECH

Modular Machine Guards

EN ISO 14120 - ANSI/RIA R15.06 Machine Guards Systems

Table of Contents

The Company

Satech - your ideal Partner for Industrial Safety	6
Our commitment to Environmental Sustainability	8

Safety Standards

Safety distances - EN ISO 13857	10
---------------------------------	----

Framed Systems

Framed panels	12
Panel options	14
Standard Solutions: Versatility - BASIC Series	16
Standard Solutions: Robustness - STRONG Series	18
Standard Solutions: Speed - FastGuard 20	20

Doors

Standard Doors (stock)	22 - 25
------------------------	---------

Locking Systems

Performance Levels - PLr	27
Locking Solutions	28 -29

Accessories

Brackets for Safety Switches and Interlocks	31
Accessories for Perimeter Guards	32 -35

CustomGuard - Personalized Solutions

CustomGuard - Colors and Finishes	36
CustomGuard - Brackets and Doors	37

After-Sales Services

Stock & Shipping and on-site assembly	38
Customer Service	39



ORDER PREPARATION TIMES:

The stated "minimum order preparation times" may vary depending on the time of year, workloads, stock availability and/or local market conditions. They can be confirmed accurately only after the Order Confirmation.

IMAGES AND TECHNICAL DATA

Images and technical specifications in this catalog are for illustrative purposes only and are current at the time of publication. Satech's policy is one of continuous improvement, so products distributed may undergo changes or updates.

©Satech 2022-23. The contents of this catalog are protected by copyright and, therefore, may not be reproduced for commercial purposes without explicit permission from Satech.

To learn about the latest news, please contact your usual Satech representative and visit our website at www.satech.it/en

Satech, your ideal partner for Industrial Safety


We are the first Italian Company that's specialized in the manufacturing of Standard-compliant Modular Machine Guard Systems. Since 2000, we have been designing Industrial Safety Solutions with high-quality products that are modular and easy to assemble.



Tailor-made Solutions

Your need, our Solution

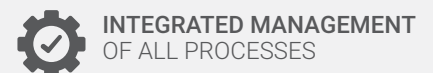
Each machinery layout features specific requirements. Our modular, stock-ready Guards - both fixed and movable - provide the perfect Solution to most of customer needs in all industrial sectors. Our Quotations Team will best advise you on how to optimize our modules to get the right fit for your needs.



Technology

Automation


Our robots and machinery 4.0 are controlled by state-of-the-art software to ensure the perfect integration and control of any process: from laser cutting to panel welding, from painting to packing and shipping.



4 Direct offices
Between Europe and Japan

5 Standard Systems
stock-ready

20K Square meters
of production area



ISO 9001 System

Satech considers Quality as an integral part of its Value proposition. The ISO 9001 certified Quality system ensures the highest degree of efficiency in all our processes.



Craftsmanship

Details that make the difference

Customizations of our products are carried out by the Custom**Guard** team, which takes care of every detail with craftsmanslike attention. Additionally, the Satech**Lab** Team is able to develop and deliver turnkey projects by integrating our Standard Solutions with tailor-made Products.



Environmental Impact

Our commitment to sustainability

We strive to reduce the impact on the Planet through an ISO 14001 certified environmental management system. Our productive processes are constantly analyzed and refined in order to improve their sustainability over time.



Self-production of clean energy


The self-production of renewable energy is a topic that we take very seriously. More than half of our Smart Factory's energy needs are covered by a **system of solar panels** installed on **6,000 m²** of roofing at our Bulciago Production Facility.



Use of recycled raw material

The consumption of natural resources is one of the factors that has the greatest impact on sustainability. More than 70% of the **steel** we use comes from **recycled raw material**.

 **50% ELECTRICITY**
BEING SELF-PRODUCED

 **70% STEEL**
FROM RECYCLED
MATERIAL

Concrete Actions
to protect the Environment

Centralized Air Conditioning

Besides producing our own electricity, we limit its consumption as much as possible. A system of electric pumps distributes air conditioning to the office building - no fossil fuel needed.

Timed lighting system

The lighting system installed in our Production Facility is energy-efficient. A timer limits the use of artificial lights only to necessary hours.

Wastewater recovery

Water is the most important resource on the Planet. Our Smart Factory employs a modern recovery system that cleans industrial wastewater and feeds it back into processes. This reduces the amount of waste produced and water consumed.



Certifications

ISO 14001 environmental management

Through the development and maintenance of an **ISO 14001 certified environmental management system**, we commit to prevent water, air, and soil pollution by minimizing waste generation and by limiting the consumption of natural resources.



Safety distances of Machine Guards

Reaching over protective structures

EN ISO 13857, 4.2.2

- A** Height of hazard zone
- B** Height of protective structure
- C** Safety distance

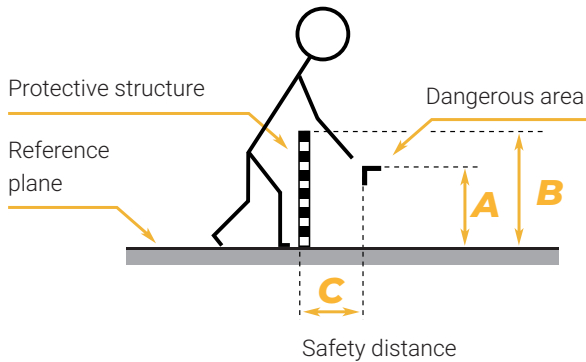


Table 2

dimensions in mm

A	Horizontal distance to hazard zone C										
	B	1000	1200	1400	1600	1800	2000	2200	2400	2500	2700
2700	-	-	-	-	-	-	-	-	-	-	-
2600	900	800	700	600	600	500	400	300	100	-	-
2400	1100	1000	900	800	700	600	400	300	100	-	-
2200	1300	1200	1000	900	800	600	400	300	-	-	-
2000	1400	1300	1100	900	800	600	400	-	-	-	-
1800	1500	1400	1100	900	800	600	-	-	-	-	-
1600	1500	1400	1100	900	800	500	-	-	-	-	-
1400	1500	1400	1100	900	800	-	-	-	-	-	-
1200	1500	1400	1100	900	700	-	-	-	-	-	-
1000	1500	1400	1000	800	-	-	-	-	-	-	-
800	1500	1300	900	600	-	-	-	-	-	-	-
600	1400	1300	800	-	-	-	-	-	-	-	-
400	1400	1200	400	-	-	-	-	-	-	-	-
200	1200	900	-	-	-	-	-	-	-	-	-
0	1100	500	-	-	-	-	-	-	-	-	-

Reaching through regular openings

EN ISO 13857, 4.2.4.1



The dimension of the opening "e" corresponds to the side of a square opening, the diameter of a round opening and the narrowest dimension of a slot opening.

For openings larger than 120 mm, safety distances in accordance with point 4.2.2 shall be used.

NOTE (1):

If the length of the slot opening is ≤ 65 mm, the thumb acts as a stop and the safety distance for protective structures can be reduced to **200 mm**, resulting in **great space saving**.

Table 4

dimensions in mm

Part of body	Illustration	Opening	Safety distance Sr		
			Slot	Square	Round
Fingertip		$e \leq 4$	≥ 2	≥ 2	≥ 2
		$4 < e \leq 6$	≥ 10	≥ 5	≥ 5
Finger up to knuckle joint		$6 < e \leq 8$	≥ 20	≥ 15	≥ 5
		$8 < e \leq 10$	≥ 80	≥ 25	≥ 20
		$10 < e \leq 12$	≥ 100	≥ 80	≥ 80
Hand		$12 < e \leq 20$		≥ 120	≥ 120
		$20 < e \leq 30$	≥ 850 (1)	≥ 120	≥ 120
Arm up to junction with shoulder		$30 < e \leq 40$	≥ 850	≥ 200	≥ 120
		$40 < e \leq 120$	≥ 850	≥ 850	≥ 850

Safety distances to prevent access by lower limbs

EN ISO 13857, 4.3

When it is not possible to foresee upper limb access through the opening, it is possible to use the values given in this Table to determine safety distances for the lower limbs.

"e" refers to the same types of opening as in chapter 4.2.4.1.

NOTE (1):

If the narrower slot width is ≤ 75 mm, distance can be reduced to ≥ 50 mm.

NOTE (2):

Slot openings with $e > 180$ mm as well as square or round openings with $e > 240$ mm allow access with the whole body.

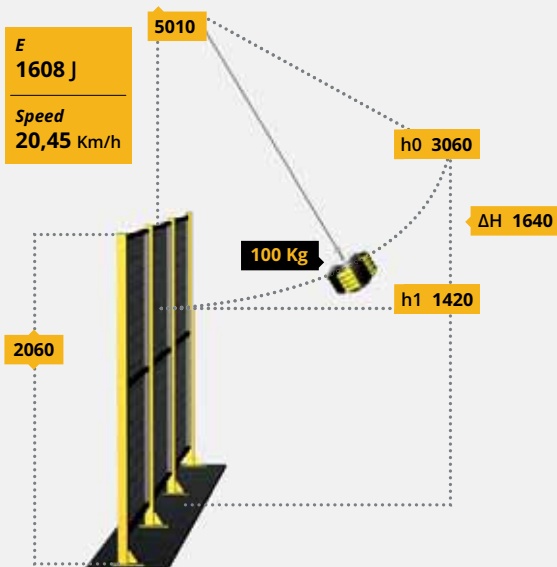
Table 7

dimensions in mm

Part of lower limb	Illustration	Opening	Safety distance Sr	
			Slot	Square or round
Toe tip		$e \leq 5$	0	0
		$5 < e \leq 15$	≥ 10	0
Toe		$15 < e \leq 35$	≥ 80 (1)	≥ 25
		$35 < e \leq 60$	≥ 180	≥ 80
Foot		$60 < e \leq 80$	≥ 650	≥ 180
		$80 < e \leq 95$	≥ 1100	≥ 650
Leg (toe tip to knee)		$95 < e \leq 180$	≥ 1100	≥ 1100
		$180 < e \leq 240$	not admissible (2)	≥ 1100

EN ISO 14120 Impact Test

In our dedicated **Test Center** Satech Solutions are subjected to severe **dynamic resistance tests from the inside outwards** according to the procedure contained in the EN ISO 14120 Standard (Hard body / Pendulum Test).



Mass release height from the ground (mass load center): $h_0 = 3,060$ m
 Mass impact height from the ground (mass load center): $h_1 = 1,420$ m
 $\Delta H = h_0 - h_1 = 3,06 - 1,42 = 1,64$ m



Framed panels

Safe, practical, resistant

Satech framed modular mesh panels are designed according to EN ISO 14120 - ANSI/RIA R15.06 and meet Risk Assessment safety requirements. Available with 20 mm (0.78") frame, they can be assembled with 3 different assembly options.



Easy to handle

Robust and light

With a structure that's **lightweight** yet robust, the Satech framed panel can be easily handled by just one person.

Ready to use

Plug and play versatility

The frame comes **pre-drilled** to allow assembly with Nuts and Bolts and the installation of brackets, locks and accessories.

7 standard widths, infinite possibilities

The combination of our **7 standard panels** joined together allows to create all the intermediate widths in **100 mm increments**.

7 standard widths:

- 200
- 300
- 700
- 800
- 1000
- 1200
- 1500



dimensions in mm

The Satech Modular Framed Panel

7 standard widths and 2 standard heights



DECLARATION OF CONFORMITY
EN ISO 14120



Visibility

EN ISO 14120-5.9

The vertical mesh shape ensures excellent machinery visibility



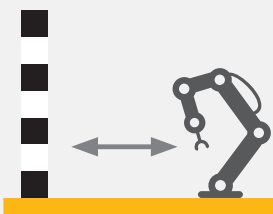
Anti-climbing

EN ISO 14120-5.18


The horizontal wires welded on the inside prevent climbing

Less distance, more space saved

The **17x97 mm** mesh slot allows to install the Guard only **120 mm** from hazard (EN ISO 13857), reducing the **amount of space** occupied by the safety perimeter.



120 mm



Safe and resistant

The 20 mm **square section tubes** and 3 mm wire mesh make the Satech panel rigid and resistant, while **welds at wires intersection** prevent the risk of resonance.

FRAME
mm
20



Panel options

Sheet metal, transparent sheet or mixed?

In addition to mesh panels, our framed Systems can be built with panels in different materials. All of them are robust, easy to assemble, fully compatible with traditional assembly systems and customizable according to your needs.

FullSteel

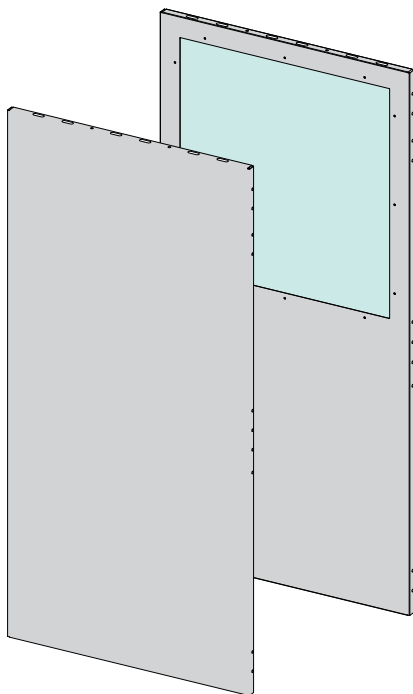
Maximum Robustness and Privacy



STANDARD
NON-STOCK

MIN. ORDER PREPARATION TIME:
ASK YOUR LOCAL SALES REP

FullSteel is the new line of folded sheet metal panels. Suitable to protect from the ejection of scraps or for the partitioning of restricted areas, it is available with a polycarbonate viewing port as well as a dedicated viewing port for welding cells.



ASSEMBLY OPTIONS

- ✓ "Impact" assembly - Captive Retained Screws




MATERIALS


- Sheet metal**
1,2 mm thickness
- Transparent sheet**
4 mm thickness
- EN ISO 25980
Transparent sheet**
3 mm thickness

Tested for up to
2,200 J

Transparent sheet

Maximum Visibility




STANDARD
NON-STOCK
 MIN. ORDER PREPARATION TIME:
ASK YOUR LOCAL SALES REP

Polycarbonate panels provide **maximum visibility of the protected areas**, thus allowing the inspection of processes.



ASSEMBLY OPTIONS

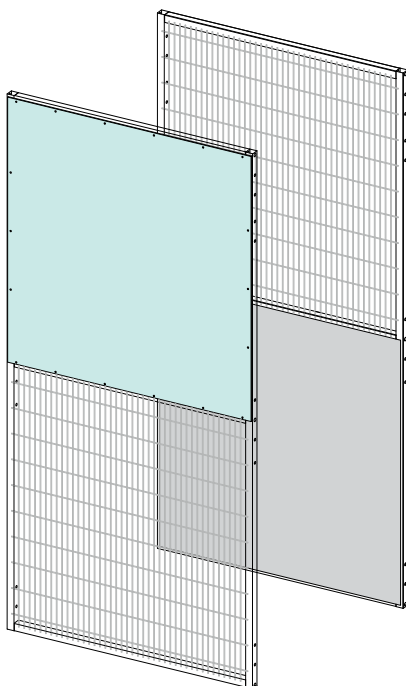
- ✓ "Easy" assembly - Quick Clamp
- ✓ "Impact" assembly - Captive Nuts and Bolts


MATERIALS

Transparent sheet
4 mm thickness

Mixed Panels

Maximum Versatility




STANDARD
NON-STOCK
 MIN. ORDER PREPARATION TIME:
ASK YOUR LOCAL SALES REP

Mixed material panels **combine the advantages of both materials**. The sheet metal + mesh panel, for example, protects from the ejection of scraps in the lower part while ensuring full visibility of production processes at the top.



ASSEMBLY OPTIONS

- ✓ "Easy" assembly - Quick Clamp
- ✓ "Impact" assembly - Captive Nuts and Bolts

MATERIALS

Steel wire mesh
3 mm thickness

Sheet metal
1,2 mm thickness

Transparent sheet
4 mm thickness



BASIC Series

Great Versatility

FRAME
mm
20

POST
mm
40

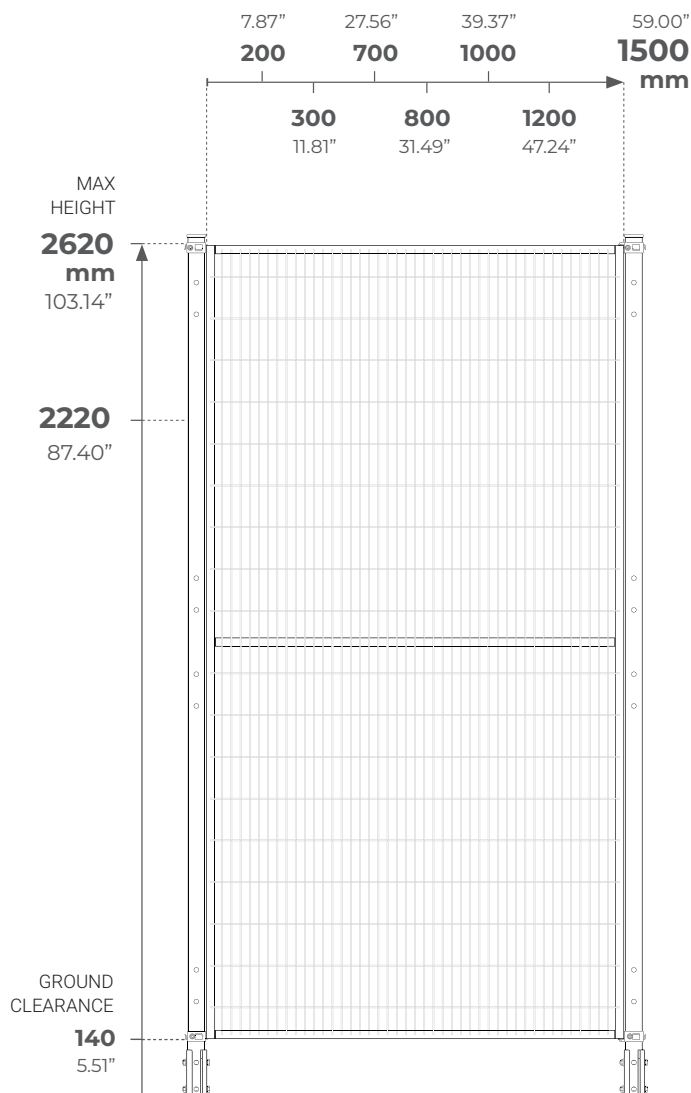
The best-selling framed Perimeter Guard

Versatile

BASIC is a **complete** and **versatile** framed Perimeter Guarding Solution. Suitable for any machinery layout, **BASIC** can be **completed** with a wide range of accessories and doors.

Practical

The modular design, ergonomics, **ease of assembly** and full compatibility with doors and accessories make BASIC a proper Solution for most industries.



Panels

MESH (mm) **20 x 100 x 3**
 MESH SLOT (mm) **17 x 97**
 HEIGHTS (mm) **2080 2480**

20
mm

Posts

BASEPLATES **to assemble, with 3 or 4 anchoring points or welded (optional)**
 HEIGHTS (mm) **2240 2640**

40
mm

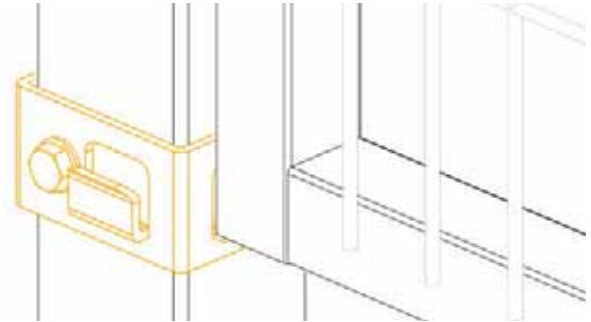
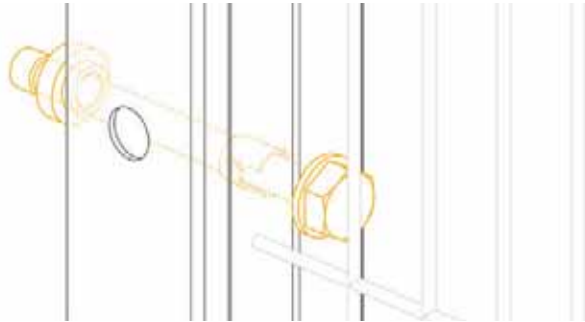
Colors

RAL COLORS  RAL 9005  RAL 1021 |  CustomGuard Colors
 COATING **Powder (for indoor use only)**

2
in one

Maximum impact resistance or speed of assembly?

Captive Nuts and Bolts are the perfect Solution for **maximum impact resistance**, while the Patented Clamp is the right choice if you want to reduce **assembly time**.



Tested for up to
1,608 J



-25%
Assembly Time

“Impact” Assembly

BASIC assembled with **Captive Nuts and Bolts** (2006/42/CE Machinery Directive) has been tested for up to **1,608 J** of impact resistance (Impact Test, **EN ISO 14120**).



“Easy” Assembly

The **Quick Clamp** with captive retained fasteners (2006/42/EC Machinery Directive) allows for an **easy and intuitive assembly**. The System complies with the **EN ISO 14120** Standard.

Adjustable baseplate or integrated into the post?

The **baseplate to assemble** (standard) can be adjusted in height to compensate for **uneven floors**, while the **welded baseplate** (optional) reduces assembly time even more.

Why choose BASIC Series Perimeter Guard?



The **BASIC** Perimeter Guard is designed and manufactured in compliance with **EN ISO 14120** and meets **Risk Assessment** safety requirements.

Price range	\$\$
Speed of assembly	🕒🕒
Min. Distance from Hazard (mm)	120 (EN ISO 13857)
Non-mesh Panel options (FullSteel, transparent sheet, mixed)	✓



Modular and universal



2 assembly options
2 anchoring options



Compatible with all accessories and doors



Wide range of panel options



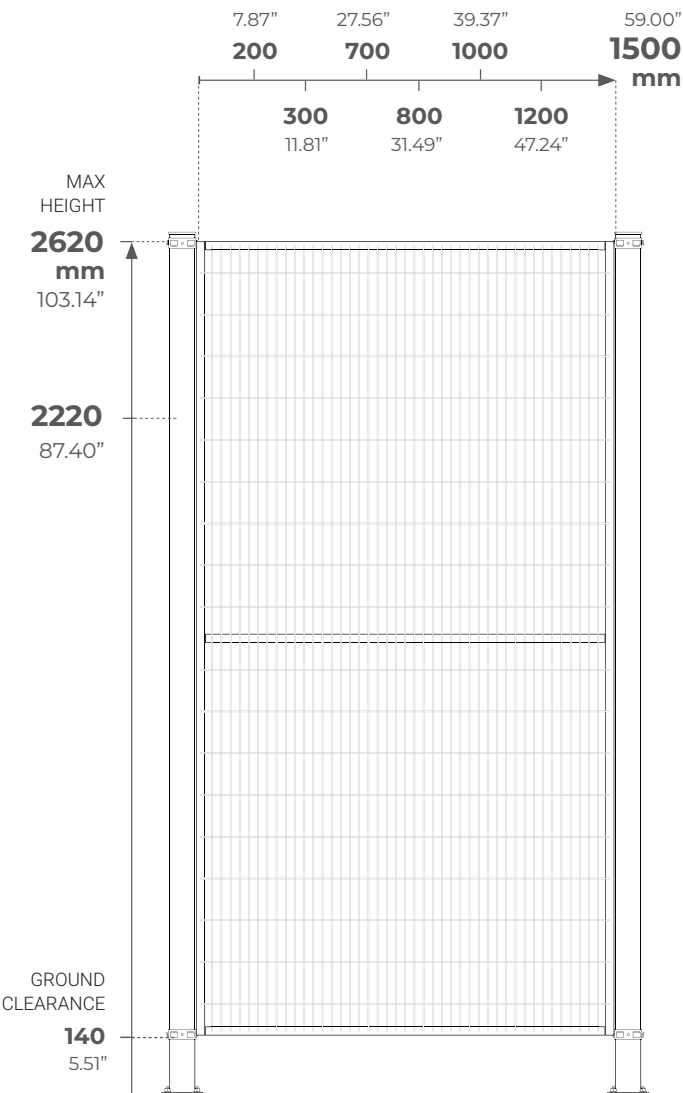
STRONG Series

A bold look

FRAME
mm
20

POST
mm
60

The robust Perimeter Guard with reinforced posts



Robust

STRONG is a **robust** Perimeter Guarding Solution with reinforced posts that comes with two assembly options. **STRONG** System ensures stability even for **greater heights**.

Practical

Built to last, **STRONG** is easy to assemble and compatible with all Satech doors and accessories. The robust design makes it ideal to support **sheet metal** or mixed panels, often employed e.g. in the **steel** and **paper** industries.

Panels

MESH (mm) **20 x 100 x 3**
 MESH SLOT (mm) **17 x 97**
 HEIGHTS (mm) **2080 2480**

20
mm

Posts

BASEPLATES (mm) **100 x 200 x 8**
welded with (max) 6 anchoring points
 HEIGHTS (mm) **2240 2640**

60
mm

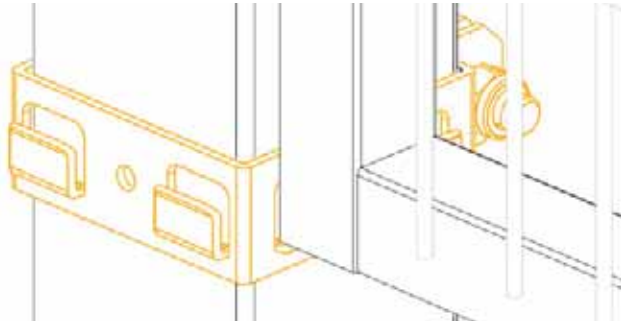
Colors

RAL COLORS  RAL 9005  RAL 1021 |  CustomGuard Colors
 COATING **Powder (for indoor use only)**

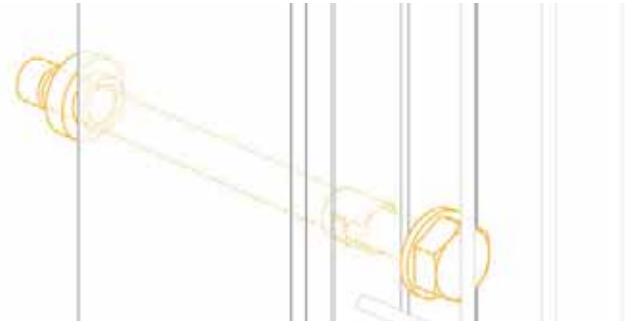
2
in one

Speed of assembly or maximum impact resistance?

STRONG is a “2 in 1” Solution with two assembly options: the Standard Patented Clamp is the right choice if you want to reduce **assembly time**, while optional Captive Nuts and Bolts are the perfect Solution for **maximum impact resistance**.




-25%
Assembly Time



Tested for up to
1,608 J

“Easy” Assembly

The **Quick Clamp** with captive retained fasteners (2006/42/EC Machinery Directive) allows for an **easy and intuitive assembly**. The System complies with the **EN ISO 14120** Standard.



“Impact” Assembly

STANDARD
NON-STOCK

STRONG assembled with **Captive Nuts and Bolts** (2006/42/EC Machinery Directive) is tested for resistance to impacts up to **1,608 J** (Impact Test, **EN ISO 14120**).

Maximum stability and resistance, even for greater heights

STRONG ensures **maximum ground stability** thanks to its 60x60 mm posts, welded baseplates with up to 6 anchoring points and reinforcement ribs. **STRONG** is ideal for the protection of hazardous areas with **notable heights**.

Why choose **STRONG** Series Perimeter Guard?



The **STRONG** Perimeter Guard is designed and manufactured in compliance with **EN ISO 14120** and meets **Risk Assessment** safety requirements.

Price range	\$\$\$
Speed of assembly	🕒🕒
Min. Distance from Hazard (mm)	120 (EN ISO 13857)
Non-mesh Panel options (FullSteel, transparent sheet, mixed)	✓



Modular and stable, even at great heights



2 assembly options Reinforced baseplates



Compatible with all accessories and doors



Wide range of panel options




FastGuard 20

1,2,3 Done!

FRAME
mm
20

The Safety Fence with the quickest assembly



Fast

FastGuard 20 Safety Fences allow faster installation than traditional systems. FastGuard 20 is ideal when significant impact resistance is not required, e.g. for the partitioning of areas or alongside conveyor belts on automatic lines.

Simple

FastGuard 20 is the System without posts combining simplicity, convenience and versatility. Like all Satech Solutions, it can be **complemented** by our range of doors and accessories.

Panels



MESH (mm)	20 x 100 x 3
MESH SLOT (mm)	17 x 97
HEIGHTS (mm)	2080 2480

20
mm

Baseplates

TYPES	Linear and terminal
SIZE (mm)	100 x 200 x 8 welded, with 4 anchoring points

Colors

RAL COLORS	 RAL 9005	 CustomGuard Colors
COATING	Powder (for internal use only)	



Great time saving, maximum effectiveness

FastGuard 20 saves up to **70% assembly time** while ensuring a minimum resistance to impacts of **115 J**, which is the reference value required by International Standards.

-70%
Assembly Time

Assembly in 3 easy steps

Panels are supported and kept in place by baseplates, while an upper connection keeps them aligned. Assembling FastGuard 20 is incredibly easy - all you have to do is:



LOCKING FORKS BASEPLATES



UPPER CONNECTIONS



- 1** Place the multi-function baseplates on the ground
- 2** Insert the panel from above
- 3** Tighten the captive built-in fastenings

Simplicity and stability

Special **baseplates** with **locking forks** connect modular panels in the lower part. For additional stability, the upper part is connected either by an **elastic shaped joint** or by **captive retained Nuts and Bolts**.

Practical, even with a single operator

Thanks to its quick fasteners, the installation of FastGuard 20 Perimeter Guards can be carried out by **one operator**.

tested for up to
115 J




Why choose FastGuard 20 Safety Fence?



The FastGuard 20 Safety Fence is designed and manufactured in compliance with **EN ISO 14120** and meets **Risk Assessment** safety requirements.

Price range	\$
Speed of assembly	🕒
Min. Distance from Hazard (mm)	120 (EN ISO 13857)
Non-mesh Panel options (FullSteel, transparent sheet, mixed)	✓

- ✓ **Modular, Extra-rapid and convenient**
- ✓ **Self-supporting, without posts**
- ✓ **Compatible with all accessories and doors**
- ✓ **Wide range of panel options**



Door in a box

everything you need in a box

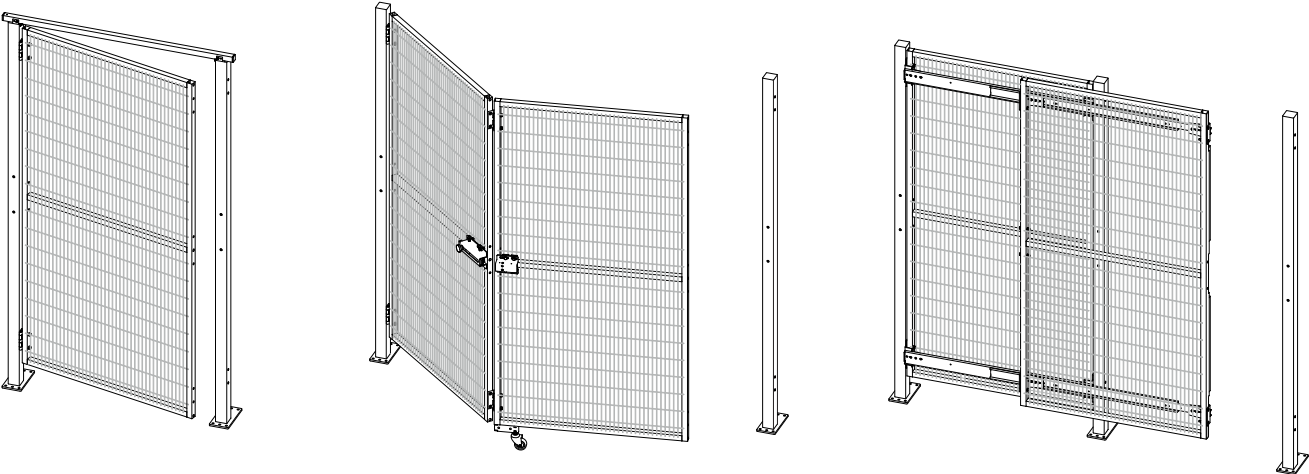
To reduce your efforts and **save you valuable time** we have packaged all the components needed to assemble our doors in "Door-in-a-box" kits, prepared by our Kit Department and carefully checked by the Satech Quality System.



Standard Doors

A complete and versatile range of openings

We provide a range of **Standard Doors** Solutions to access your Safety Perimeter. 3 types of movement, openings from 700 to 8,700 mm, 2 different post sections and a variety of panels. **Upon request**, our CustomGuard Doors can feature vertical movement, wider openings and be motorized.



Simple and functional

Customizable with several panel options

Simple, solid and durable, Satech doors are built with our modular components and are easy to assemble. They can be made with any type of framed panel option (ful mesh, transparent sheet, mixed) or with FullSteel sheet metal panels.

Hinged, folding or open passage?

The right door for your need

Our Standard doors - hinged, folding, with guides, or with open passage - are designed to enable machinery access to **people, goods, pallet trucks and various types of heavy loads**.

More than 150 Lock Solutions

Locking systems suitable for any Performance Level (PLr)

Each Satech door can be completed with a **wide range of locks**, from simple magnet locks to mechanical ones and interlocks, according to the **Performance Level required (PLr)**. We also design and manufacture brackets for your own locks.



PEOPLE



PEOPLE AND GOODS



HEAVY LOADS

Hinged Door

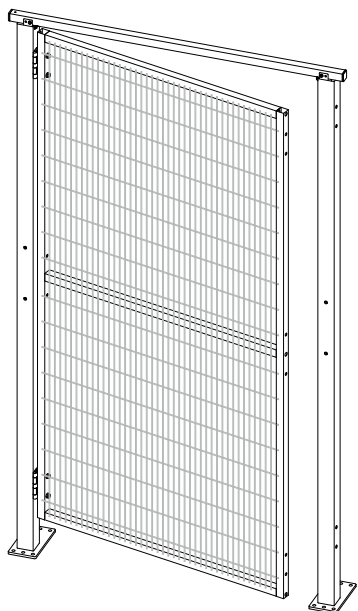
For man passage

POST
mm
40

POST
mm
60



MIN. ORDER PREPARATION TIME:
6 BUSINESS DAYS



Simple door for man passage equipped with hinges that guide the movement of the panel. It can be supplied with a single leaf or double for wider openings.



VERSIONS AVAILABLE

- ✓ Single leaf
- ✓ *Double leaf

OPENINGS

700 to 3000* mm

IDEAL FOR



Folding Door


Space saving

POST
mm
40

POST
mm
60



MIN. ORDER PREPARATION TIME:
6 BUSINESS DAYS



Door designed to save space when opened. The two panels fold over each other to reduce the space occupied, while the swivel wheel provides stability throughout the movement.



VERSIONS AVAILABLE

- ✓ Single
- ✓ *Double

OPENINGS

1400 to 6000* mm

IDEAL FOR




Sliding Door Upper Guide

POST
mm
40

POST
mm
60



MIN. ORDER PREPARATION TIME:
6 BUSINESS DAYS



Sliding door suspended by means of an upper guide to allow the passage of loads on the ground. The lower end of the door is guided by nylon sliding pads.



VERSIONS AVAILABLE

- ✓ Single
- ✓ Alternate
- ✓ *Opposed

OPENINGS

700 to 3000* mm

IDEAL FOR



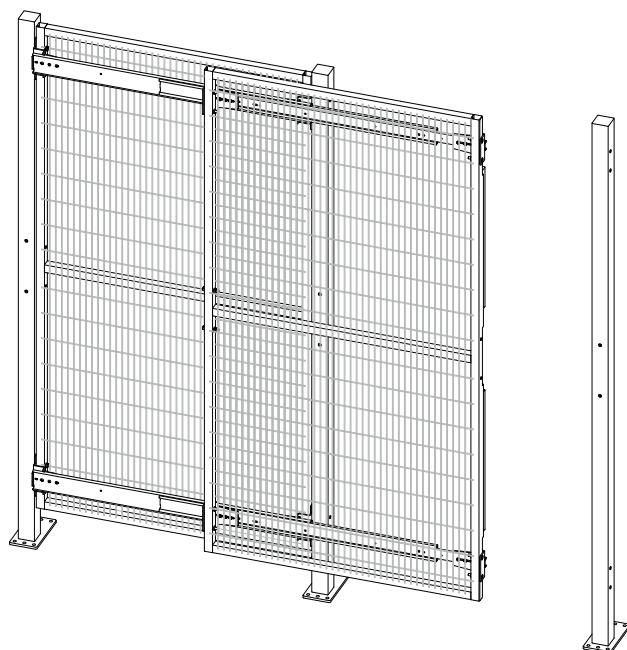
Sliding Door Open Passage TX

POST
mm
40

POST
mm
60



MIN. ORDER PREPARATION TIME:
6 BUSINESS DAYS



Sliding doors with a low-friction telescopic guide for panel stability and smooth sliding. Also available in the multistage version, designed for large openings.



VERSIONS AVAILABLE

- ✓ Single
- ✓ Opposed
- ✓ *Multistage

OPENINGS

700 to 8700* mm

IDEAL FOR



SCHMERSAL

www.schmersal.com

K.A. Schmersal GmbH & Co. KG

Mödinghof 30

DE-42279 Wuppertal

Made in Germany



Power

Fault

Status

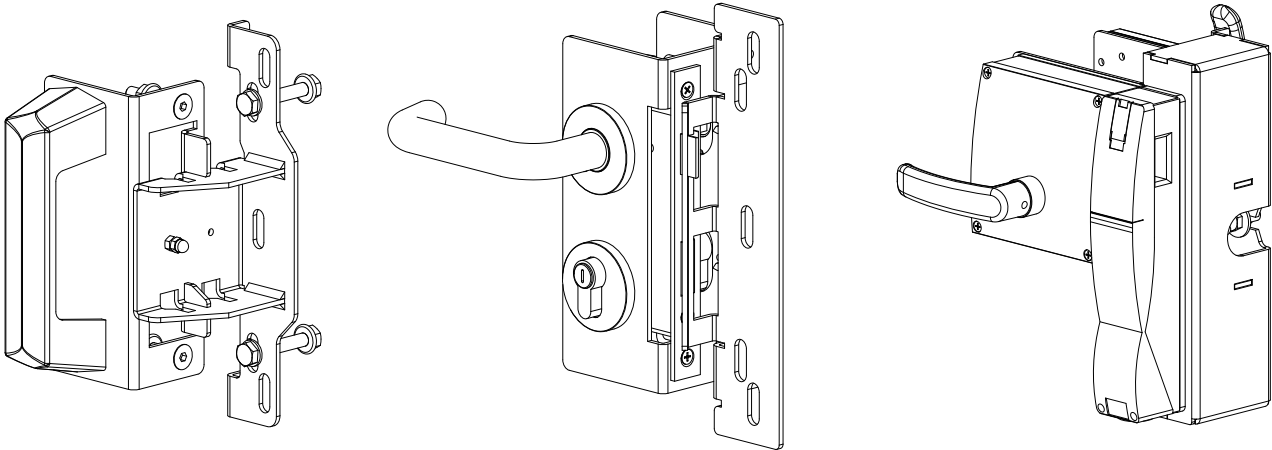
 **SCHMERSAL**



Locking Systems

Safe Access at any Level

Satech doors can be completed by over **150 models of locks** with different mechanisms, so as to reach the **Performance Level required (PLr)** for control systems.



GET TO KNOW MORE

Which lock is right for you?

Control systems and Performance Level Required

The **EN ISO 13849-1 Standard** defines the requirements to design and construct **control systems and their parts for the safety of machinery**. Among these, **locks installed on the Guards** are part of control systems.

Determining the safety functions performed by control systems is an important step for risk reduction. Each safety function is associated to a **Performance Level Required (PLr)**, i.e. the Performance Level to be reached in order to achieve the required

+150 Locking Solutions available

risk reduction for each safety function. Performance Levels are determined by the following: **severity of injury, frequency and/or exposure to a hazard** and the **possibility of avoiding hazard or limiting harm**.

The greater the amount of risk reduction required, the higher the PLr must be. It is for this reason that **different locks fulfill different safety needs**.



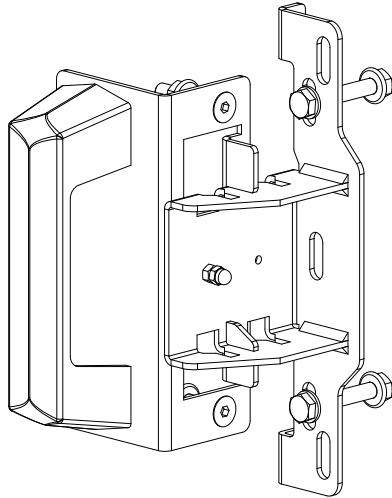
IMPORTANT

Risk assessment as well as the determination of safety functions and performance levels are the sole responsibility of the customer. Satech is limited to the sale of products and assumes no responsibility if the locking system purchased covers a Performance Level that is not appropriate for the corresponding control system.

Proper risk assessment conducted by experienced and qualified professionals will tell you which locking system is the right choice for you.

Magnet Lock

Ergonomics and safety



MIN. ORDER PREPARATION TIME:
6 BUSINESS DAYS

Lock consisting of a plate with a high-visibility ergonomic handle and a supermagnet that secures the door in place. Ideal when there is **no risk** involved.



VERSIONS AVAILABLE

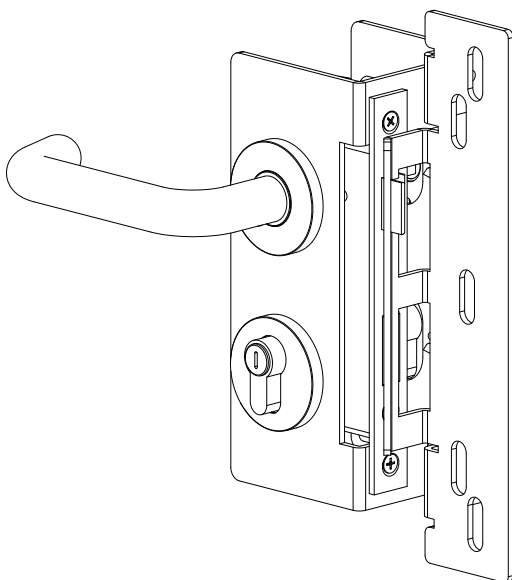
✓ Magnet

MAX. PLr

Not applicable

Mechanical Locks

Versatility and functionality



MIN. ORDER PREPARATION TIME:
6 BUSINESS DAYS

Locks suitable for situations where **the risk is low**, e.g. for the partitioning of areas. They provide perfect integration with brackets and Safety Switches.



VERSIONS AVAILABLE

✓ With key

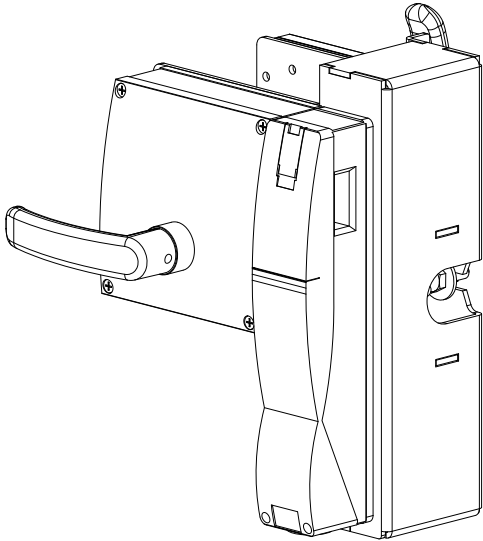
✓ With panic handle

MAX. PLr

Not applicable

Interlocks

Maximum protection of operators and processes



MIN. ORDER PREPARATION TIME:
6 BUSINESS DAYS

Device connected to the machine control system. When in open position, it stops the machine from working. Suitable in the presence of **high risk**.



VERSIONS AVAILABLE

- ✓ Keyed Interlocks, solenoid locks, electronic safety switches and sensors

MAX. PLr

E

Guard monitoring and controls for your safety fence

Satech partners with market leader **Schmersal** to provide any possible solution for your needs. Today the Schmersal product portfolio contains **over 25,000 products**, such as keyed interlocks, solenoid locks, electronic safety switches and sensors, coded magnet sensors, safety hinge switches, safety light curtains, safety rated limit switches, safety edges and mats, and a wide assortment of safety controllers.



MIN. ORDER PREPARATION TIME:
6 BUSINESS DAYS



www.schmersalusa.com/products

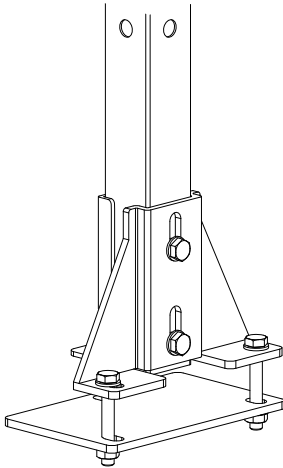
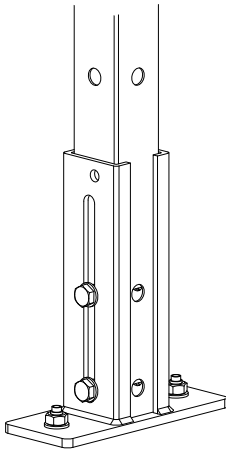
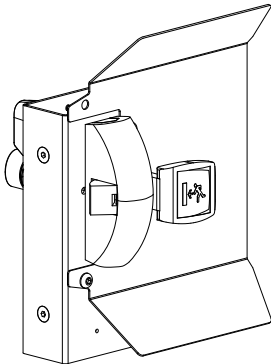




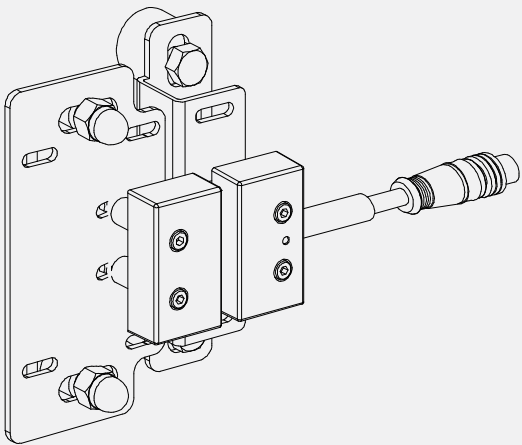
Accessories and Brackets

Personalization and functionality

A complete range of accessories and assembly complements designed for the completion and personalization of your Perimeter Guard. On top of that, a choice of over 90 brackets for Safety Switches, Locks and Interlocks compatible with systems from leading manufacturers.



Brackets for Safety Switches and Locking Systems



+90 Models
available



MIN. ORDER PREPARATION TIME:
6 TO 20 BUSINESS DAYS

More than 60 types of brackets for **type 2** (key) and **type 4** (magnet) **Safety Switches**. Compatible with products from leading manufacturers such as Allen Bradley, Bernstein, Leuze, Omron, Pilz, Pizzato, Schmersal, Sick, Siemens, Telemecanique-Schneider, etc. Our catalog of **brackets for locking systems and safety interlocks** features more than 30 standard models, designed for products by Allen Bradley, Dold, Euchner, Fortress, Guard Master, Omron, Pilz, Pizzato, Rockwell, Schmersal, Siemens, Sick, Telemecanique-Schneider, etc. CustomGuard brackets, on the other hand, are custom designed for any type of Safety Switch, lock and interlock.

VERSIONS AVAILABLE

- ✓ All major brands
- ✓ CustomGuard (custom design)

COMPATIBILITY

Hinged doors, folding doors, sliding doors (linear and vertical opening movement)

Gratings Counterplate



STANDARD
NON-STOCK

MIN. ORDER PREPARATION TIME:
ASK YOUR LOCAL SALES REP

Counterplate for fixing posts on grid floors with a maximum thickness of 30 mm. The fixation with nuts and bolts ensures maximum stability of the system.

VERSIONS AVAILABLE

- ✓ 100 x 160 mm
- ✓ 100 x 200 mm

COMPATIBILITY



Weld Plate



STANDARD
NON-STOCK

MIN. ORDER PREPARATION TIME:
ASK YOUR LOCAL SALES REP

5 mm thick plate with threaded holes suitable for welding on metal surfaces where drilling is not possible. The fixation with nuts and bolts ensures maximum stability.

VERSIONS AVAILABLE

- ✓ 120 x 180 mm
- ✓ 100 x 200 mm

COMPATIBILITY



Stabilizing Post support strut



MIN. ORDER PREPARATION TIME:
6 BUSINESS DAYS

The support strut helps reinforcing posts subjected to significant horizontal dynamic loads as well as the ones that are placed in critical layout positions.

VERSIONS AVAILABLE

- ✓ 40 x 40 mm

COMPATIBILITY



Adjustable Baseplate



STANDARD
NON-STOCK

MIN. ORDER PREPARATION TIME:
ASK YOUR LOCAL SALES REP

Designed to adjust posts footing to uneven floors in industrial settings. Adjustable up to 100 mm, both for 50 x 50 mm and 60 x 60 mm posts.

VERSIONS AVAILABLE

✓ 60 x 60 mm

COMPATIBILITY

POST
mm
60

Cable Duct Support



MIN. ORDER PREPARATION TIME:
6 BUSINESS DAYS

Fast-coupling cable duct support to fasten the cable duct directly to the post. Ergonomically shaped with no sharp edges for improved safety.

VERSIONS AVAILABLE

✓ 40 x 40 mm

✓ 60 x 60 mm

COMPATIBILITY

POST
mm
40

POST
mm
60

Reinforced linear Junction



MIN. ORDER PREPARATION TIME:
6 BUSINESS DAYS

Joins two panels without using a central post, e.g. in the presence of obstructions (cables, pipes, etc.), optimizing assembly and material costs.

VERSIONS AVAILABLE

✓ 20 x 20 mm

COMPATIBILITY

FRAME
mm
20

Ground Kick Plate



STANDARD
NON-STOCK

MIN. ORDER PREPARATION TIME:
ASK YOUR LOCAL SALES REP

Made of 2 mm metal sheet, it fills the gap between the panel and the floor to contain the ejection of residues (waste, scraps...) from production processes.

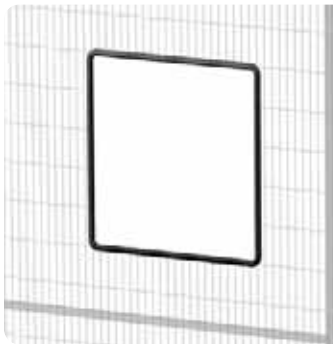
VERSIONS AVAILABLE

✓ For framed panels

COMPATIBILITY

FRAME
mm
20

Rubber Profile



MIN. ORDER PREPARATION TIME:
6 BUSINESS DAYS

A gasket made from a steel-reinforced rubber profile for the finishing of panel cutout shapes made on-site.

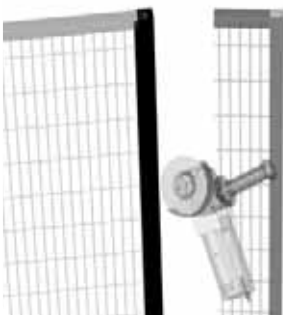
VERSIONS AVAILABLE

✓ Universal - different sizes available

COMPATIBILITY

FRAME
mm
20

Cutting Kit for framed panels



MIN. ORDER PREPARATION TIME:
6 BUSINESS DAYS

Kit for the resizing and trimming of framed panels. It consists of a cut-to-size tube, a U-profile and self-drilling screws.

VERSIONS AVAILABLE


✓ Different sizes available

COMPATIBILITY

FRAME
mm
20

Insert with door




STANDARD
NON-STOCK
 MIN. ORDER PREPARATION TIME:
ASK YOUR LOCAL SALES REP

Openings with inserts for inspections or sampling operations for statistical process control. It can be coupled with Safety Switches or interlocks.

VERSIONS AVAILABLE


- ✓ 400 x 400 mm
- ✓ 600 x 600 mm

COMPATIBILITY

FRAME
mm
20

Anti-effraction plate for panic locks




STANDARD
NON-STOCK
 MIN. ORDER PREPARATION TIME:
ASK YOUR LOCAL SALES REP

Specifically designed for panic locks, it prevents the access to the emergency release from outside the safety perimeter.

VERSIONS AVAILABLE

- ✓ Universal

COMPATIBILITY

FRAME
mm
20

Ground latch for doors




 MIN. ORDER PREPARATION TIME:
6 BUSINESS DAYS

Device designed to provide greater stiffness to doors when closed. Especially suitable for single/double hinged doors as well as for folding doors.

VERSIONS AVAILABLE

- ✓ Universal

COMPATIBILITY

FRAME
mm
20



CustomGuard

Your personalized Solution

We provide solutions with different levels of customization: colors, finishes, shapes, dimensions, as well as custom-made products such as brackets for accessories or Safety Switches and automated openings. Need adaptations, cuts or cutouts? Our CustomGuard Department will do that for you.

Color

An endless choice of hues

Thanks to our three-cabin automated powder coating line we are able to manufacture **panels, posts and accessories in any RAL color**, either with a smooth or pebbled finish. We will also provide you recommendations about the Guard color that best fits your Machinery in accordance with the requirements set by Safety Standards (**EN ISO 14120 - 5.9**).



STANDARD
NON-STOCK

MIN. ORDER PREPARATION TIME:
ASK YOUR LOCAL SALES REP



Anti-corrosion Finishes

Galvanizing and Triplex System

Our Guards can be completed with **hot-dip galvanizing**, a process that extends their life by protecting the steel from corrosion and weathering. To ensure even greater durability, our TRIPLEX System completes the **rustproofing** provided by hot-dip galvanizing with a **powder coating surface finish**.



STANDARD
NON-STOCK

MIN. ORDER PREPARATION TIME:
ASK YOUR LOCAL SALES REP

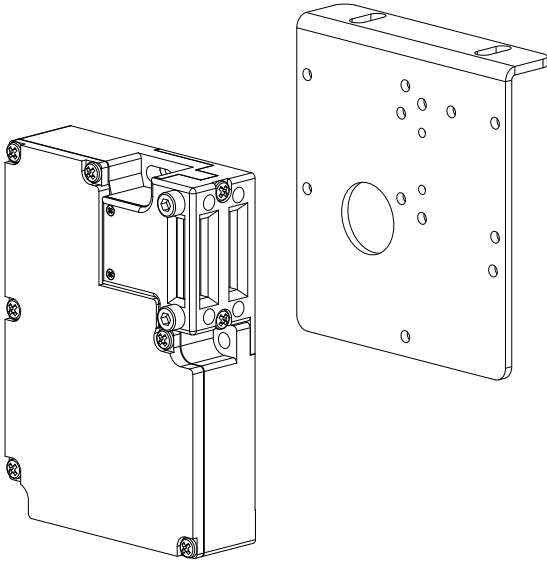


CustomGuard Brackets



MIN. ORDER PREPARATION TIME:
14 BUSINESS DAYS

We create **custom brackets** for Safety Switches and interlocks. The database of our personalized Solutions includes several thousand designs, but our mechanical designers are always available to help you create your own bracket.

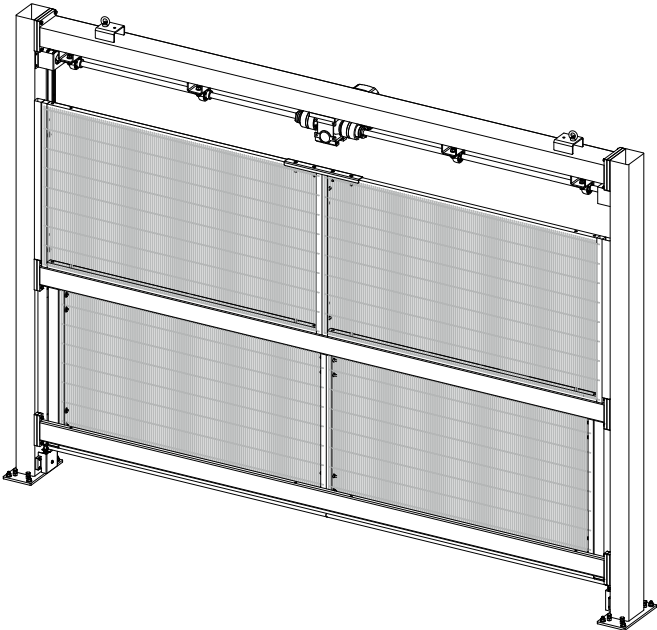


CustomGuard Doors



MIN. ORDER PREPARATION TIME:
25 TO 35 BUSINESS DAYS

Vertical-opening solutions for space-saving and **sliding doors** with openings up to 15 meters. CustomGuard doors can be manually operated, pneumatic or motorized.



OPTIONS AVAILABLE

- ✓ Dimensions
- ✓ Types of movement
- ✓ Manual
- ✓ Pneumatic
- ✓ Motorized

OPENINGS

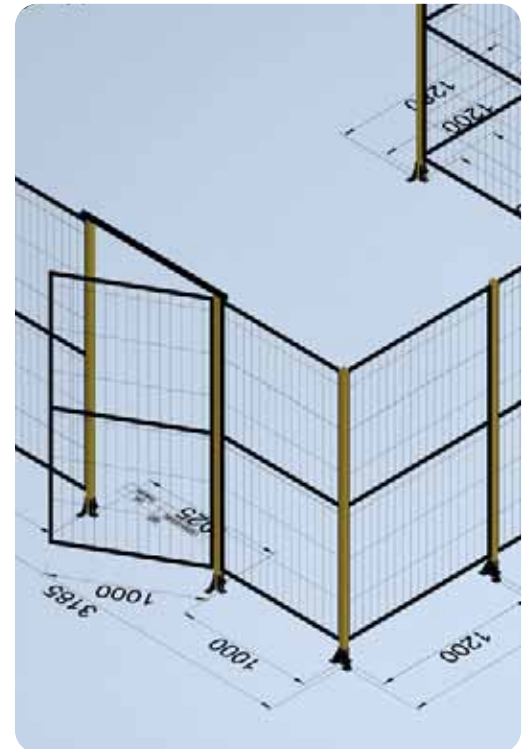
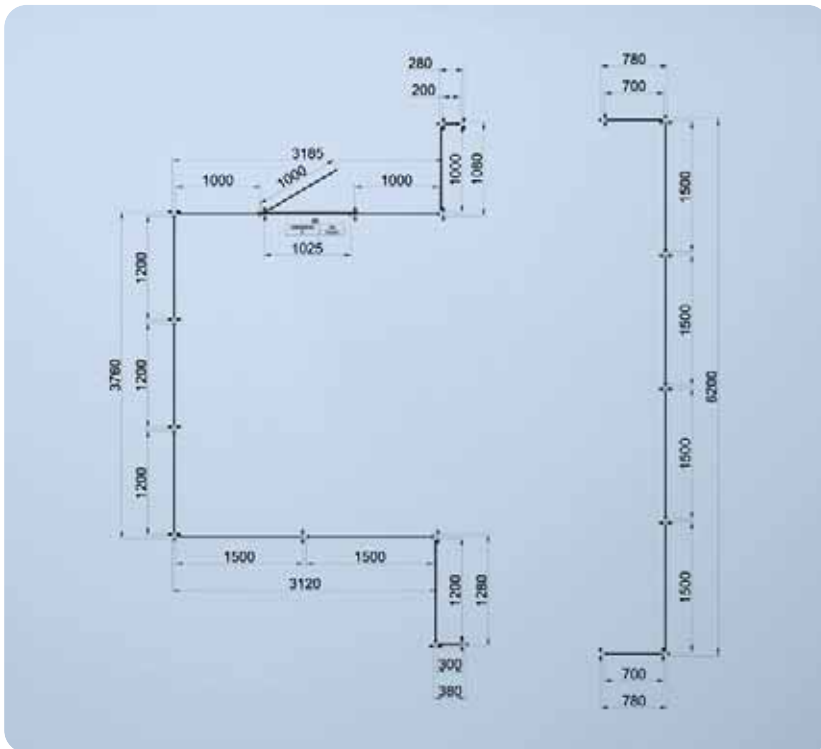
upon request -
up to 15 meters

IDEAL FOR



Autocad® and Inventor Design Solutions tailor-made for you

Our Quotations Department specializes in developing industry-dedicated solutions as well as design proposals for different sectors. Satech projects are saved and delivered as DWG format or 3D format (STP) upon request, ensuring full compatibility with all IT standards.



Optimization of Modular Components

Thanks to our customized Autocad® application, we are able to **optimize the choice of modular components** that will be part of your layout.

3D Visualization Preview

To get a concrete idea of what your Perimeter Guard will look like, you will be provided with files in DWG and STP formats, fully compatible with all design software.



OPTIMIZATION
OF COSTS



COMPATIBILITY
WITH ALL SOFTWARE

Stock and Shipping

Maximum care in packing and shipments costs' containment

Our **vertical** packing system allows for the **optimization of shipments and the containment of their cost.**

Each pallet is **meticulously packed** by experienced staff. All the components are secured and protected so that nothing can move or get damaged during the shipment.



Customer Service

Always by your side

Invoices, delivery notes, Declarations of Conformity, country of origin Declarations, product catalogs and leaflets: we take care of all the documentation you need to complete your order.

Our operators will also provide you with updates on the status of current orders, including expected departure and delivery dates.

Guide to our products

Our Customer Service will guide you in choosing Satech products, clear up any doubts and refer you to our Quotations Department **for a free, no-obligation quote.**

Questions about orders?

Our Customer Service is available to help you with **complete assistance** and to find answers to all your questions.

888-496-5144 (US toll free number)

Modular Machine Guards that fit your needs.

Tailor-made Solutions for the safety of operators and machinery



Protecting workers and machinery is paramount to create a safe and productive work environment. Satech Machine Guards are made in Italy in compliance with the stringent **EN ISO 14120 Standard**, "General requirements for the design and construction of fixed and movable Guards", corresponding to **ANSI/RIA R.15.06**. You can choose among **3 modular Systems and a complete range of doors and accessories** designed to fulfill your Safety needs.

All Satech products are manufactured with **quality materials** and are highly durable. Mesh panels can be **easily connected to posts** with captive retained fastenings in accordance with 2006/42/EC - Machinery Directive.

In our 20+ years of work we have contributed to the safety of thousands of automated machinery systems millions of people worldwide. Our commitment is to **make your company safer and more productive**.



Schmersal, Inc. USA

15 Skyline Drive
Hawthorne, NY 10532

www.schmersalusa.com

A first-class local team to serve you anywhere.

In the US and Canada, we partner with market leader **Schmersal USA** for a widespread distribution and also to complement our machine guarding systems with an extensive array of machine safeguarding locks, automation switches, sensors and control accessories. A **complete offer and capillary distribution** to meet your needs wherever you are.

Need a quotation?

If you're looking for an **obligation-free offer** or a **free consultation**, drop us a line on

USAMachineGuards
www.usamachineguards.com

Get an offer **NOW!**



SATECH

Modular Machine Guards

Satech Safety Technology SpA

Via Conte Taverna, 1
I-23892 Bulciago (LC)
Phone +39 031 86230 11

