


TECH BRIEF:

SLC440COM COMPACT SAFETY LIGHT CURTAINS



The SLC440COM Series is a Type 4 safety light curtain used for the protection of hazardous areas, at the point of operation or as a perimeter guard. This series is a cost effective option for machine builders and manufacturing facilities, by offering limited integrated functions—only automatic and re-start modes.

Operating status is clear and can be seen from a distance. The end caps of the units are molded from a semitransparent plastic that is illuminated by LED. The receiver shows proper operation and other status via 6 color codes. The emitter shows operation status via orange color with solid or flashing based on the condition.

Set up and alignment are easy. An alignment mode is activated automatically on power up. A flashing blue light on the receiver indicates alignment. Once the units are perfectly aligned the blue light is solid. After 10 seconds the power automatically resets and awakes in operation mode.

The SLC440COM series features a one-piece extruded reinforced housing in a compact 28 mm x 33 mm rectangular profile. This housing profile has proven to be less susceptible to mechanical damage and misalignment from torsion or bending.

Options are also available for the SLC440COM to be factory sealed within an IEC 60529 IP69 rated enclosure. This allows the curtains to be used in areas where they may be exposed to high pressure or high temperature wash downs or ECOLAB approved cleaning agents.

SLC440COM Safety light curtains are available with resolutions of 14, 30, or 35 mm and protection field heights between 330 and 1930 mm. They are also available for perimeter guarding as safety light grids (SLG440COM) with 2, 3, or 4 beams. The series is suited for use in safety circuits up to PLe (EN 13849) or SIL3 (IEC 61508).

UPDATED FEATURES

- Bluetooth interface with diagnostic tool for mobile devices
- Automatic alignment mode upon start-up, blue status indicator LED
- Receiver status LED end cap displays 6 colors, flashing codes
- Emitter with status LED end cap
- Improved ease of alignment.



Bluetooth interface and SLC Assist app


A standard feature integrated in all SLC440COM, a Bluetooth Low Energy system provides secure data transmission up to 5 meters. The data transmitted is accessible by the Schmersal **SLC Assist** App, available for Android and iOS smartphones and tablets.

Advantages of the data interface:


- Installation alignment aid
- Real-time status information
- Quickly resolve faults
- Device information
- Documentation



FEATURES



Status LED endcap display multiple colors, flashing codes



Rugged closed housing compact 28 mm x 33 mm



IP69 rated enclosure option for wash down applications

ORDERING DETAILS

SLC440COM-ER①-②

- ① Protection Height: (mm)
- | | | | |
|--------|-------|-------|--------|
| 0330 | 0410 | 0490 | 0570 |
| 0650 | 0730 | 0810 | 0890 |
| 0970 | 1050 | 1130 | 1210 |
| 1290 | 1370 | 1450 | 1530* |
| 1610* | 1690* | 1770* | 1850** |
| 1930** | | | |
- ② Resolution: (mm)
- | | |
|----|----------------------------------|
| 14 | with range: 0.3 m to 7 m (* 6 m) |
| 30 | with range: 0.3 m to 10 m |
| 35 | with range: 0.3 m to 7 m († 6 m) |
- Mounting hardware included

ACCESSORIES

Connector cables

For emitter, and receiver in Automatic Reset M12, 4 pole connector

| | |
|----------------|------------|
| KA-0804 | 5 m cable |
| KA-0805 | 10 m cable |
| KA-0808 | 20 m cable |

For receiver in Manual Reset: M12, 5 pole connector

| | |
|-----------|------------|
| 103010816 | 5 m cable |
| 103010818 | 10 m cable |
| 103010820 | 15 m cable |

IP69 Enclosure

PH-COM4-ER-①

- ① Protective Heights: (mm)
- | | |
|-----------|-------------|
| 01 | 170...490 |
| 02 | 500...890 |
| 03 | 900...1290 |
| 04 | 1370...1770 |

Safety light curtain and enclosure must be ordered separately but will be delivered as a complete sealed IP69 unit from factory.

Mounting

| | |
|---------|----------------|
| MS-1100 | Mounting kit |
| MS-1110 | Center support |
| MSD5 | Spacers |

Deflection mirrors

ULS-M-①

- ① Heights (mm)
- | | | | |
|-----|------|------|------|
| 350 | 500 | 650 | 800 |
| 950 | 1250 | 1550 | 1700 |

Compatible Safety Controllers

| | |
|--------------------|--------------------|
| SRB-E-201LC | SRB-E-322ST |
| SRB-E-201ST | SRB-E-402ST |
| SRB-E-301ST | SRB-301MC |
| SRB-E-212ST | SRB-E-204ST |

SCHMERSAL USA

15 Skyline Drive, Hawthorne, NY 10532
Tel: 914-347-4775, Fax: 914-347-1567
E-mail: salesusa@schmersal.com
www.schmersalusa.com

SCHMERSAL CANADA

29 Centennial Road, Unit 1, Orangeville ON L9W 1R1
Tel: 519-307-7540, Fax: 519-307-7543
E-Mail: salescanada@schmersal.com
www.schmersalcanada.ca



SCHMERSAL
THE DNA OF SAFETY